

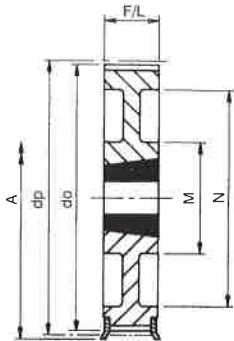
Taper Bore Pulleys for 'H' Series Timing Belts



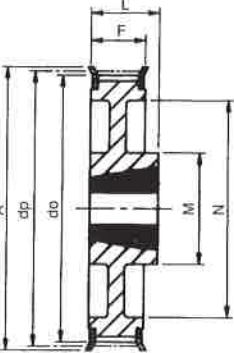
Email sales@crossmorse.com

Fax +44 121 325 1079

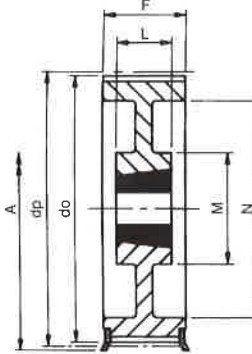
Tel +44 121 360 0155



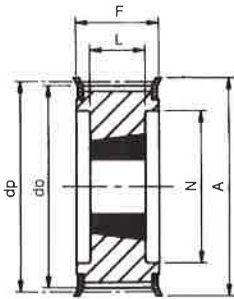
Types 10/10F



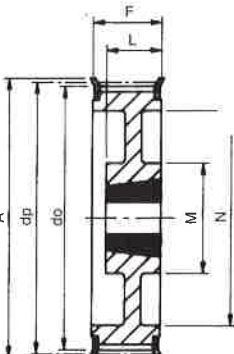
Type 11F



Type 12/12F



Type 13F



Type 17F

Catalogue No.	No. Teeth Z	Pulley Type	Pitch Circle Diameter dp	Taper Bush Size	Max Bore	Outside Diameter do	Flange Diameter A	Pulley Width F	Bore Length L	Hub Diameter M	Rim Diameter N	Approx. Weight kg
1/2 Pitch Pulleys for 1" wide Belts. Ref. H100												
16H100	16	5F	64.68	1108	28	63.3	70	31	22	-	45	0.88
18H100	18	5F	72.77	1210	32	71.4	79	31	25	-	52	1.06
19H100	19	5F	76.81	1210	32	75.4	83	31	25	-	56	1.23
20H100	20	5F	80.55	1210	32	79.5	87	31	25	-	60	1.33
21H100	21	5F	84.89	1210	32	83.5	91	32	25	-	64	1.43
22H100	22	5F	88.94	1210	32	87.6	93	32	25	-	67	1.63
23H100	23	5F	92.98	1610	42	91.6	97	32	25	-	70	1.85
24H100	24	5F	97.02	1610	42	95.7	102	32	25	-	74	1.93
25H100	25	5F	101.06	1610	42	99.7	106	32	25	-	77	2.07
26H100	26	5F	105.11	1610	42	103.7	112	32	25	-	82	2.30
27H100	27	5F	109.15	1610	42	107.8	115	32	25	-	85	2.40
28H100	28	5F	113.19	1610	42	111.8	120	32	25	-	90	2.53
30H100	30	5F	121.28	1610	42	119.9	128	32	25	-	98	2.93
32H100	32	17F	129.36	1610	42	128.0	135	32	25	80	106	3.06
36H100	36	17F	145.53	1610	42	144.2	150	32	25	92	121	3.92
40H100	40	17F	161.70	1610	42	160.3	168	32	25	92	138	4.95
44H100	44	10F	177.87	2012	50	176.5	184	32	32	106	152	6.20
48H100	48	10F	194.04	2012	50	192.7	200	32	32	106	169	5.30
60H100	60	12	242.55	2012	50	241.2	-	34	32	92	223	7.50
72H100	72	12	291.06	2012	50	289.7	-	34	32	92	270	9.00
84H100	84	12	339.57	2012	50	338.2	-	34	32	92	318	10.00
96H100	96	7	388.08	2517	60	386.7	-	34	45	106	366	13.80
120H100	120	7	485.10	2517	60	483.7	-	34	45	106	462	22.00
1/2 Pitch Pulleys for 1 1/2" wide Belts. Ref. H150												
18H150	18	5F	72.77	1210	32	71.4	79	45	25	-	52	1.45
19H150	19	5F	76.81	1210	32	75.4	83	45	25	-	56	1.55
20H150	20	5F	80.55	1210	32	79.5	87	45	25	-	60	1.70
21H150	21	5F	84.89	1210	32	83.5	91	45	25	-	64	1.87
22H150	22	5F	88.94	1210	32	87.6	93	45	25	-	67	2.07
23H150	23	5F	92.98	1610	42	91.6	97	45	25	-	70	2.28
24H150	24	5F	97.02	1610	42	95.7	102	45	25	-	74	2.50
25H150	25	5F	101.06	1610	42	99.7	106	45	25	-	77	2.71
26H150	26	5F	105.11	1610	42	103.7	112	45	25	-	82	2.99
27H150	27	5F	109.15	1610	42	107.8	115	45	25	-	85	3.15
28H150	28	5F	113.19	1610	42	111.8	120	45	25	-	90	3.39
30H150	30	5F	121.28	1610	42	119.9	128	45	25	-	98	3.86
32H150	32	17F	129.36	1610	42	128.0	135	45	25	80	106	4.37
36H150	36	17F	145.53	1610	42	144.2	150	45	25	92	121	5.50
40H150	40	17F	161.70	1610	42	160.3	168	45	25	92	138	6.80
44H150	44	17F	177.87	2012	50	176.5	184	45	32	106	152	8.50
48H150	48	17F	194.04	2012	50	192.7	200	45	32	106	169	8.80
60H150	60	12	242.55	2012	50	241.2	-	46	32	92	223	9.00
72H150	72	12	291.06	2012	50	289.7	-	46	32	92	270	11.00
84H150	84	12	339.57	2012	50	338.2	-	46	32	92	320	13.00
96H150	96	12	388.08	2517	60	386.7	-	46	45	106	366	17.00
120H150	120	12	485.10	2517	60	483.7	-	46	45	106	462	25.00
1/2 Pitch Pulleys for 2" wide Belts. Ref. H200												
18H200	18	5F	72.77	1210	32	71.4	79	58	25	-	52	1.65
19H200	19	5F	76.81	1210	32	75.4	83	58	25	-	56	1.90
20H200	20	5F	80.55	1610	42	79.5	87	58	25	-	60	2.11
21H200	21	5F	84.89	1610	42	83.5	91	58	25	-	64	2.23
22H200	22	5F	88.94	1610	42	87.6	93	58	25	-	67	2.45
23H200	23	5F	92.98	1610	42	91.6	97	58	25	-	70	2.71
24H200	24	5F	97.02	1610	42	95.7	102	58	25	-	74	2.97
25H200	25	5F	101.06	1610	42	99.7	106	58	25	-	77	3.32
26H200	26	5F	105.11	1610	42	103.7	112	58	25	-	82	3.61
27H200	27	5F	109.15	1610	42	107.8	115	58	25	-	85	3.90
28H200	28	5F	113.19	1610	42	111.8	120	58	25	-	90	4.10
30H200	30	5F	121.28	1610	42	119.9	128	58	25	-	98	4.74
32H200	32	5F	129.36	2012	50	128.0	135	58	32	-	106	5.60
36H200	36	17F	145.53	2012	50	144.2	150	58	32	102	121	7.10
40H200	40	17F	161.70	2012	50	160.3	168	58	32	106	140	8.40
44H200	44	17F	177.87	2012	50	176.5	184	58	32	106	150	10.50
48H200	48	17F	194.04	2517	60	192.7	200	58	45	119	168	8.60
60H200	60	12	242.55	2517	60	241.2	-	60	45	119	223	11.00
72H200	72	12	291.06	2517	60	289.7	-	60	45	119	270	14.00
84H200	84	12	339.57	2517	60	338.2	-	60	45	119	318	15.00
96H200	96	12	388.08	2517	60	386.7	-	60	45	119	366	20.30
120H200	120	12	485.10	2517	60	483.7	-	60	45	119	462	28.00
1/2 Pitch Pulleys for 3" wide Belts. Ref. H300												
20H300	20	13F	80.55	1615	42	79.5	87	84	38	-	65	3.10
21H300	21	13F	84.89	1615	42	83.5	91	84	38	-	65	3.32
22H300	22	13F	88.94	1615	42	87.6	93	84	38	-	67	3.67
23H300	23	13F	92.98	1615	42	91.6	97	84	38	-	70	4.00
24H300	24	13F	97.02	1615	42	95.7	102	84	38	-	74	4.40
25H300	25	13F	101.06	1615	42	99.7	106	84	38	-	77	4.79
26H300	26	13F	105.11	1615	42	103.7	112	84	38	-	82	5.20
27H300	27	13F	109.15	2012	50	107.8	115	84	32	-	85	5.40
28H300	28	13F	113.19	2012	50	111.8	120	84	32	-	90	5.60
30H300	30	13F	121.28	2012	50	119.9	128	84	32	-	98	7.00
32H300	32	13F	129.36	2517	60	128.0	135	84	45	-	106	7.80
36H300	36	13F	145.53	2517	60	144.2	150	84	45	-	121	9.90
40H300	40	13F	161.70	2517	60	160.3	168	84	45	119	138	12.20
48H300	48	12F	194.04	2517	60	192.7	200	86	45	119	168	11.40
60H300	60	12	242.55	2517	60	241.2	-	86	45	119	223	13.30
72H300	72	12	291.06	2517	60	289.7	-	86	45	119	270	19.00
84H300	84	12	339.57	2517	60	338.2	-	86	45	119	318	20.00
96H300	96	12	388.08	3030	75	386.7	-	86	76	150	366	27.00
120H300	120	12	485.10	3030	75	483.7	-	86	76	150	462	33.00

All dimensions in mm. For details of Taper Bushes refer to page 25.